

# Getting You to Test Day

## An 8-Week Prep Plan for the TOEFL® Test

**8**  
weeks to go

- Determine your target scores
- Familiarize yourself with the test using the TOEFL iBT® Free Practice Test at [www.ets.org/toefl/ibt/prepare](http://www.ets.org/toefl/ibt/prepare)
- Take a complete TOEFL® Practice Online test to determine your weaker skills
- Purchase *The Official Guide to the TOEFL® Test*

**7**  
weeks to go

- Learn about the Speaking section
- View and experience sample Speaking tasks
- Practice your speaking skills



**6**  
weeks to go

- Learn about the Reading section
- View and experience sample Reading questions
- Practice your reading skills



**5**  
weeks to go

- Learn about the Listening section
- View and experience sample Listening questions
- Practice your listening skills



**4**  
weeks to go

- Learn about the Writing section
- View and experience sample Writing tasks
- Practice your writing skills



**3**  
weeks to go

- Take a complete TOEFL Practice Online test to measure your progress
- View and experience sample Speaking tasks
- Practice your speaking skills

**2**  
weeks to go

- Take another complete TOEFL Practice Online test to establish your readiness for test day

**1**  
week to go





- Take another practice test
- Review the Test Day Checklist
- Gather the documents you'll need for test day, such as your photo identification and your registration confirmation

See all official prep materials at [www.toeflgoanywhere.org](http://www.toeflgoanywhere.org)

# Test Day Checklist

You've worked hard to be ready for the *TOEFL*® test. Now, take care of these last few details to ensure everything goes smoothly on test day.

**2**  
days to go

-  **Log in to your ETS account** to confirm the time and location of your test.
-  **Be sure you have valid identification (ID)** to bring with you to the test center. It **must** match the name you used when you registered.
-  **Plan your route to the test center**, so that you will arrive on time.
-  **Get enough rest**, especially the night before.

## Test Day

- The TOEFL test is 3 hours long** with a 10-minute break, so eat a good breakfast.
- Arrive at the test center at least 30 minutes early.** If you're late, you won't be able to take the test!
- Present your valid ID** that matches the name you used when you registered for the test.
- Your photo will be taken and displayed** at your testing station and on your official score report. You will also provide handwriting and signature samples.
- You will be assigned a seat** a few minutes before your start time.
- Mobile devices, personal items and food are not allowed** in the testing room. You will be instructed where to put anything you bring. See complete policies at [http://www.ets.org/toefl/ibt/test\\_day/policies/](http://www.ets.org/toefl/ibt/test_day/policies/).
- You can use the restroom at any time**, but remember—the test clock does not stop when you leave your seat.

## GOOD LUCK ON TEST DAY!

Find everything you need to get ready at [www.toeflgoanywhere.org](http://www.toeflgoanywhere.org)



817541



Copyright © 2019 by Educational Testing Service. All rights reserved. ETS, the ETS logo, MEASURING THE POWER OF LEARNING, TOEFL and TOEFL iBT are registered trademarks of Educational Testing Service (ETS) in the United States and other countries. IN ENGLISH WITH CONFIDENCE is a trademark of ETS. ETS\_099M



*Measuring the Power of Learning.®*

[www.ets.org](http://www.ets.org)